

DIMMERS

(REF. 21210 | 21211 | 21212 | 21213 | 21214 | 21215 | 21219)

DESCRIPTION










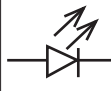








- MEC 21 Mechanisms:
 - Finishings - LOGUS⁹⁰ | sirius70 | APOLO 5000.
- Allows to adjust the luminous flux of one or more lamps.

OPERATION

- Rotary variation of luminous flux.
- Press button for ON / OFF switching status.

CHARACTERISTICS

■ Maximum Recommended Loads

 230V~ 50Hz	Type	 Fuse	Min.	 R	 R	 RL	 RC	 RC	 RC	 EVG 1-10V	 M
				Max.	Max.	Max.	Max.	Max.	Max.	Max.	Max.
REF. 21210	—	F0,8A/250V~	—	—	—	—	—	—	—	40mA	—
REF. 21211		T2A/250V~	20W/VA	500W	500W	500VA	—	—	—	—	—
REF. 21212		—	5W/VA	320W	320W	—	320VA	—	—	—	—
REF. 21213		—	20W/VA	550W	550W	—	550VA	—	—	—	—
REF. 21214		T1A/250V~	7W/VA	110W	110W	110VA	—	110W	110W	—	—
REF. 21215		—	15W/VA	150W	150W	—	150VA	150W	150W	—	—
REF. 21219		F2,5A/250V~	20W/VA	600W	600W	—	—	—	—	—	600VA

